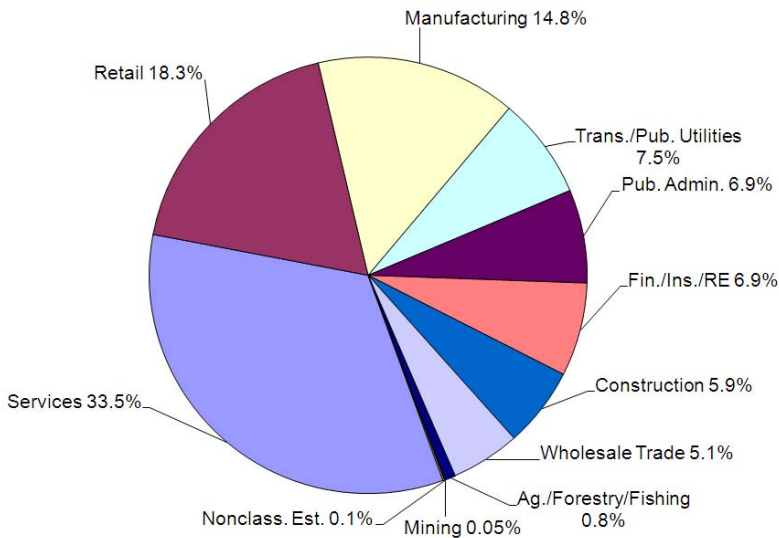
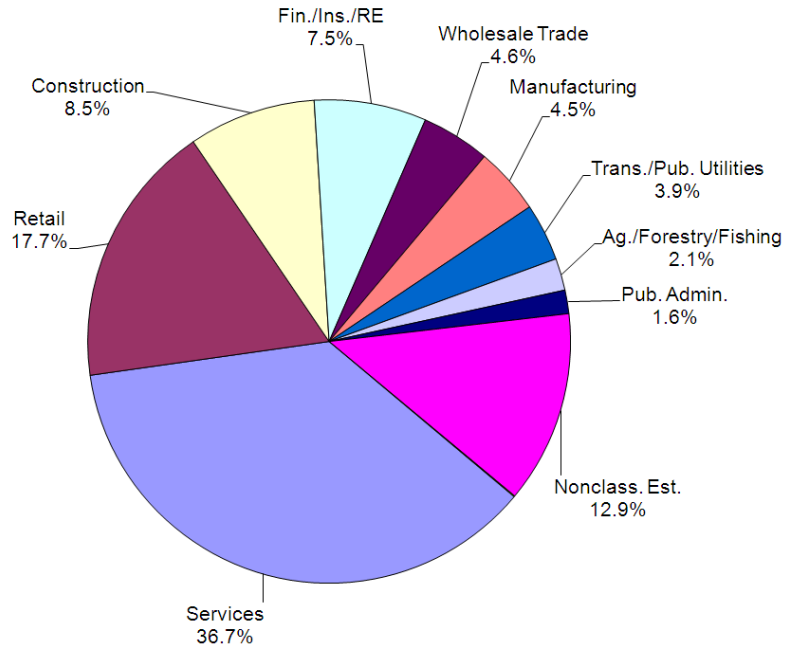




| Chattanooga MSA* Businesses | |
|---------------------------------------|---------------|
| Business Type | Number |
| Services | 9,526 |
| Retail Trade | 4,609 |
| Nonclassified Establishments | 3,354 |
| Construction | 2,213 |
| Finance/Insurance/Real Estate | 1,950 |
| Wholesale Trade | 1,193 |
| Manufacturing | 1,164 |
| Transportation/Public Utilities | 1,002 |
| Agriculture/Forestry/Fishing | 556 |
| Public Administration | 409 |
| Mining | 14 |
| TOTAL | 25,990 |

Source: Dun & Bradstreet ZapData, August 2008



| Chattanooga MSA* Employment | |
|---------------------------------------|---------------------------|
| Business Type | Employment % |
| Services | 70,17433.50 |
| Retail Trade | 38,27318.30 |
| Manufacturing | 31,00614.80 |
| Transportation/Public Utilities | 15,6717.50 |
| Public Administration | 14,5456.90 |
| Finance/Insurance/Real Estate | 14,4096.90 |
| Construction | 12,4135.90 |
| Wholesale Trade | 10,6815.10 |
| Agriculture/Forestry/Fishing | 1,7140.80 |
| Nonclassified Establishments | 3120.10 |
| Mining | 980.05 |
| TOTAL | 209,29699.80 |

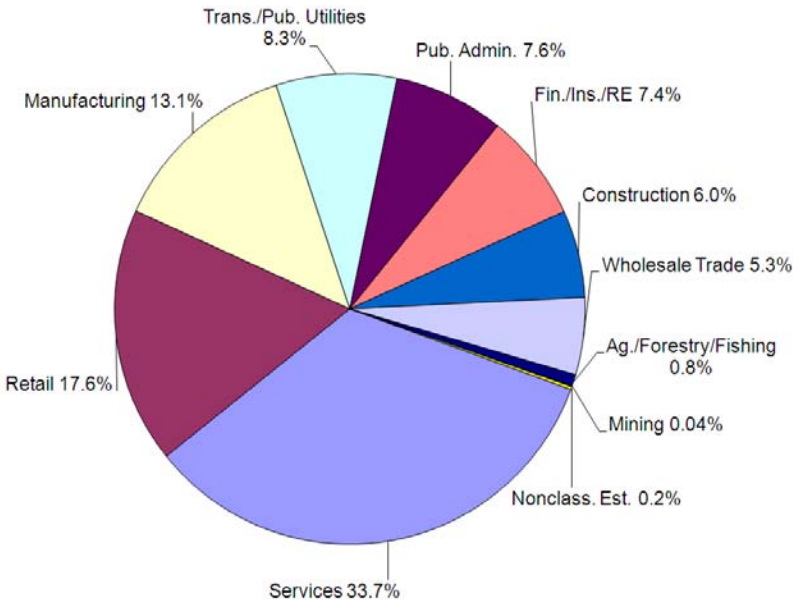
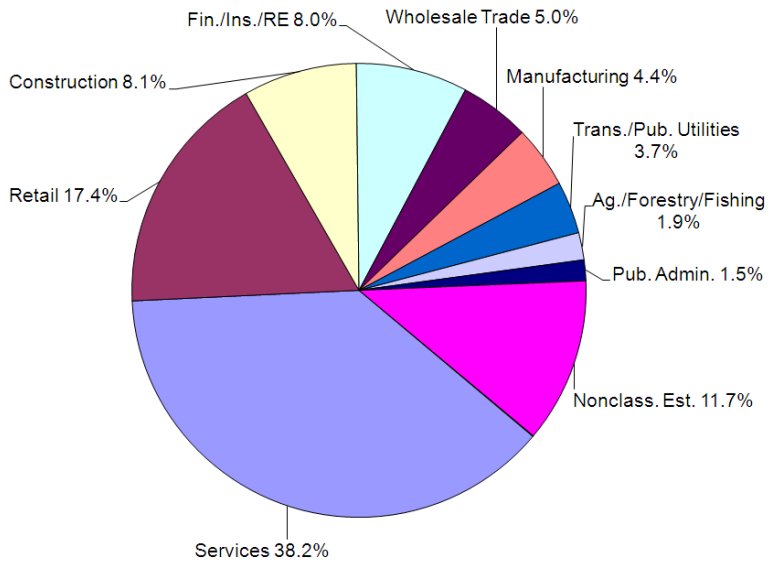
Source: Dun & Bradstreet ZapData, August 2008

*Metropolitan Statistical Area (MSA) includes Hamilton, Marion and Sequatchie counties in Tennessee and Catoosa, Dade and Walker counties in Georgia.



| Hamilton County Businesses | |
|---------------------------------------|---------------|
| Business Type | Number |
| Services | 7,519 |
| Retail Trade | 3,436 |
| Nonclassified Establishments | 2,312 |
| Construction | 1,599 |
| Finance/Insurance/Real Estate | 1,571 |
| Wholesale Trade | 984 |
| Manufacturing | 872 |
| Transportation/Public Utilities | 734 |
| Agriculture/Forestry/Fishing | 381 |
| Public Administration | 292 |
| Mining | 9 |
| TOTAL | 19,709 |

Source: Dun & Bradstreet ZapData, August 2008



| Hamilton County Employment | | |
|-------------------------------------|----------------|---------------|
| Business Type | Employment | % |
| Services | 57,855 | 33.70 |
| Retail Trade | 30,155 | 17.60 |
| Manufacturing | 22,445 | 13.10 |
| Transportation/Public Utilities ... | 14,269 | 8.30 |
| Public Administration | 13,111 | 7.60 |
| Finance/Insurance/Real Estate. | 12,655 | 7.40 |
| Construction | 10,254 | 6.00 |
| Wholesale Trade | 9,047 | 5.30 |
| Agriculture/Forestry/Fishing | 1,343 | 0.80 |
| Nonclassified Establishments | 308 | 0.20 |
| Mining | 67 | 0.04 |
| TOTAL | 171,509 | 100.00 |

Source: Dun & Bradstreet ZapData, August 2008